

OPAL

SEMI VERTICAL MULTI-DECK



Kaplanlar



OPAL

SEMI VERTICAL MULTI-DECK





OPAL features a compact, space-saving footprint combined with an ergonomic open-front design that ensures easy access for both customers and staff.

OPAL is fully configurable and modular, allowing seamless adaptation to different store concepts and a wide variety of food presentations.

OPAL delivers simplified maintenance, low operating costs, and consistently high performance for reliable and efficient daily operation.

Benefits & Specifications:

- Compact, space-saving footprint for efficient use of retail space
- Ergonomic design providing easy and convenient access
- Fully adaptable to various store concepts and layouts
- Suitable for a wide range of food display applications
- Engineered with a modular structure for flexible configurations
- Easy and simplified maintenance
- Reduced operating and energy costs
- Consistently delivers reliable, high-performance operation


Dimensions (mm):

Height : 1500

Length : Run Cabinets : 1250 / 1875 / 2500 / 3750

End Cabinets : 1660 / 2136

Depth : 850 / 1000 / 1100

SYSTEM	TEMPERATURE CLASS	REFRIGERANT	ENERGY CLASS
REMOTE	M0 - M1 - M2	HFC HFC/HFO CO ₂	

* Contact us for details on alternative refrigerant options.


* The energy class value has been calculated based on the 2500 mm length with a double glass door.



Accessories




PLEXI SHELF RISER



WIRE SHELF RISER




SHELF LIGHTING



PLEXI PRODUCT DIVIDER




WIRE PRODUCT DIVIDER



WIRE BASE TRAY
WIRE BASE PRODUCT DIVIDER



NIGHT BLIND



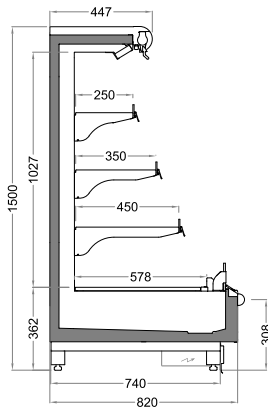
PLASTIC BUMPRAIL



STAINLESS STEEL BUMPRAIL

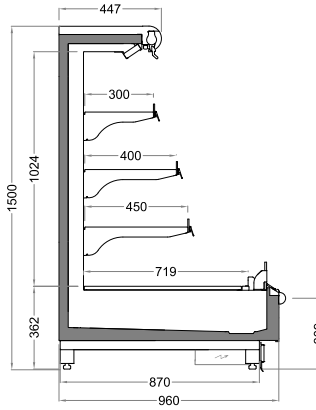


Technical Data



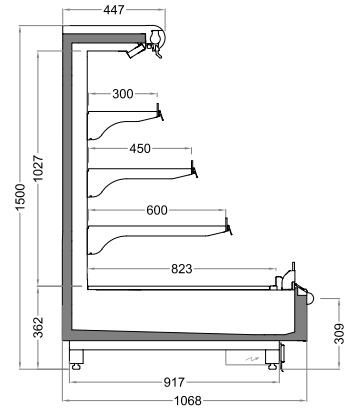
OPAL 850 HI500

Length mm | 1250 / 1875 / 2500 / 3750
HC: 1660



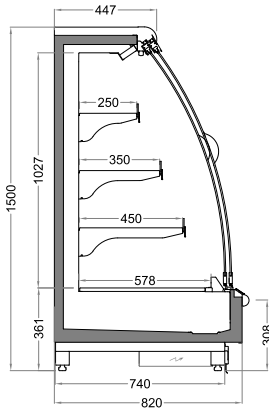
OPAL 1000 HI500

Length mm | 1250 / 1875 / 2500 / 3750
HC: 2136



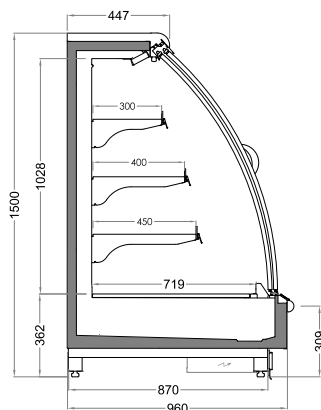
OPAL 1100 HI500

Length mm | 1250 / 1875 / 2500 / 3750
HC: 2136



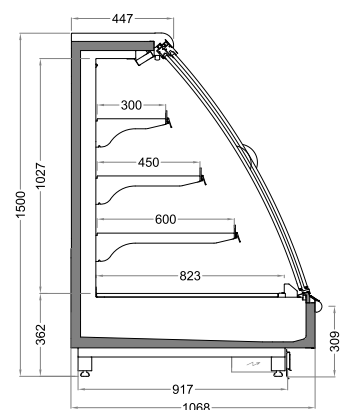
OPAL 850 HI500 WITH SLIDING DOORS

Length mm | 1250 / 1875 / 2500 / 3750
HC: 1660



OPAL 1000 HI500 WITH SLIDING DOORS

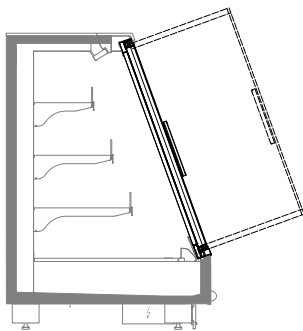
Length mm | 1250 / 1875 / 2500 / 3750
HC: 2136



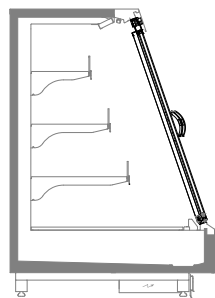
OPAL 1100 HI500 WITH SLIDING DOORS

Length mm | 1250 / 1875 / 2500 / 3750
HC: 2136

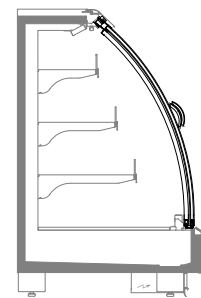
Door Types



FLAT GLASS HINGED DOOR



FLAT GLASS SLIDING DOOR

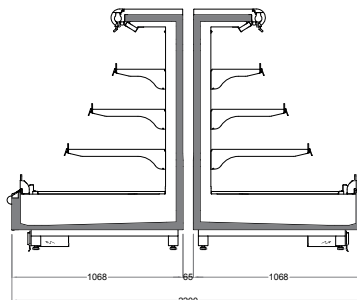

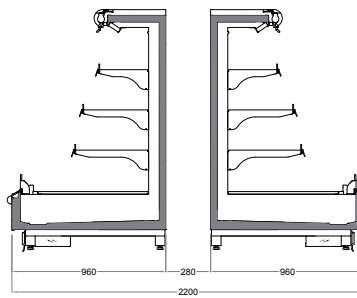

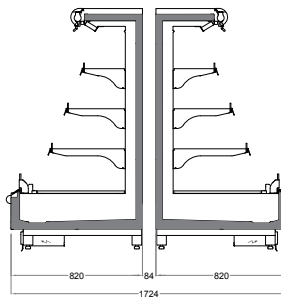
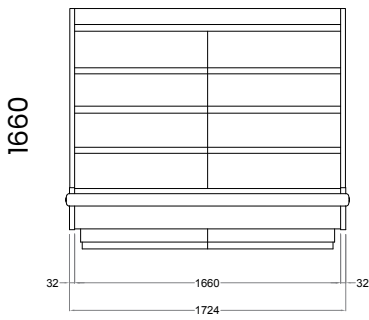
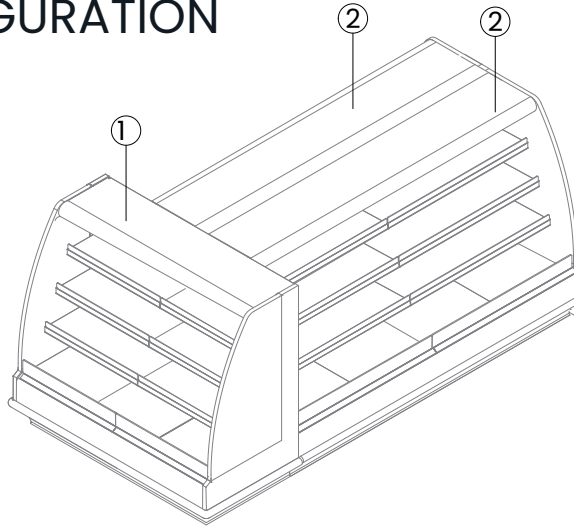


CURVED GLASS SLIDING DOOR




ISLAND CONFIGURATION

- ① HEAD CASE
- ② RUN CASE



> REFLECT <
CASE+



TEKNOSAB 28. Cadde No: 1
16700 Karacabey / Bursa, Türkiye

www.kaplanlar.com