

# BIBURY

NARROW COMBINED VERTICAL INTEGRAL CABINET

# DUAL





# BIBURY

NARROW COMBINED VERTICAL INTEGRAL CABINET

# DUAL

Ecofriendly and “unique&stylish” design.

Suitable to combine perfectly with other units for multi purposes.

CHILLED


FROZEN





### Benefits & Specifications:

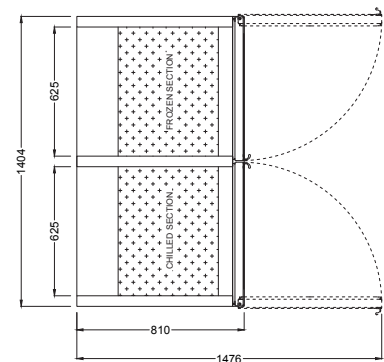
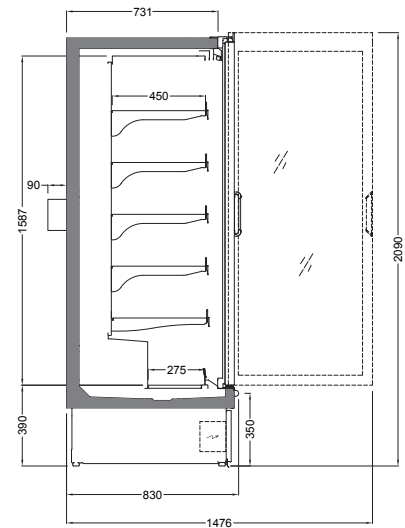
- Small footprint with compact design
- Easy access and ergonomic design
- Fully configurable to different concepts
- Easily adaptable to changes of product
- Reduces energy consumption with higher evaporation temperature
- Low operating costs
- Practical fittings designed for easy installation and maintenance



## TECHNICAL DATA

### Dimensions (mm):

Height : 2054  
 Length : 1404  
 Depth : 810



SYSTEM	OPERATING TEMP. °C	REFRIGERANT
DUAL PLUG-IN (CHILLER & FREEZER)	Chilled Section -1 / +1 +2 / +4	HC HFC blend HFC / HFO blend
	Frozen Section -22 / -24 -20 / -22	

HC: R290 / R1270 · HFC: R407A / R407F / R404A · HFC / HFO: R448A / R449A / R452A

### BIBURY DUAL

Length mm	1404	Bibury Dual is combined cabinet with end walls fitted.
Doors	2	

YOUR  
WORLD  
OUR  
WORLD