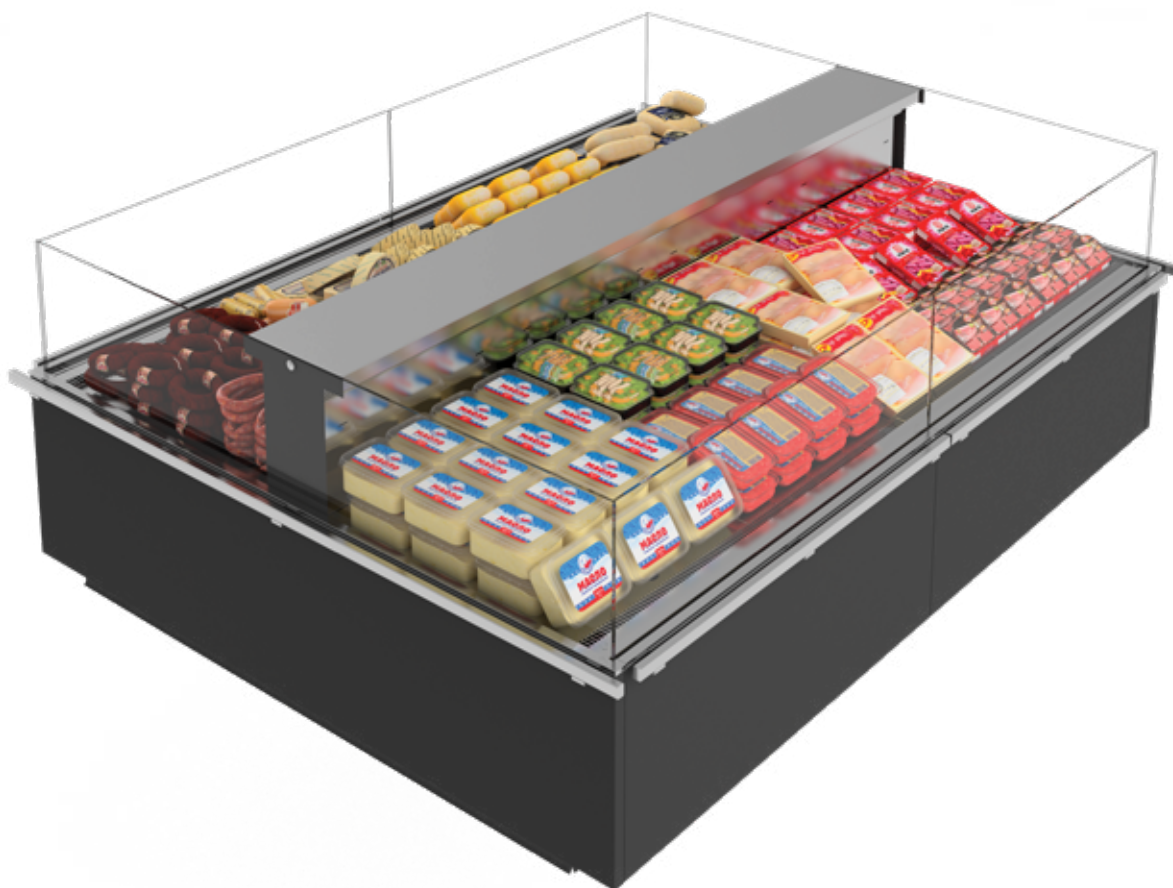




# CITRINE DOUBLE WELL

DOUBLE WELL SELF - SERVICE COUNTER





### Benefits & Specifications:

- Flushed or tiered shelving for easy service
- Easily adaptable to seasonal needs
- Small footprint with increased display area
- Ideal for a wide variety of food&beverage presentations

### Dimensions (mm):

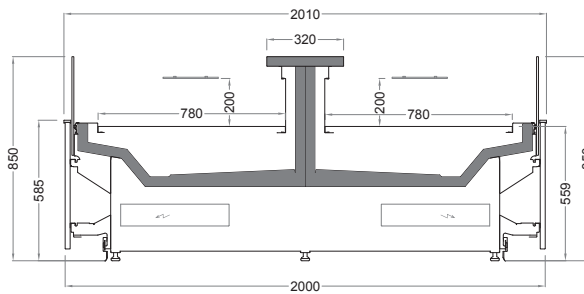
Height : 850  
 Length: 1250 / 1875 / 2500 / 3750  
 Depth : 2000 / 1000 (HC)

SYSTEM	OPERATING TEMP. °C	REFRIGERANT
REMOTE	-1 / +1 +2 / +4	HFC blend HFC/HFO blend CO <sub>2</sub> Glycol / Water

HFC: R407A / R407F / R134a / R404A • HFC/HFO: R448A / R449A / R452A / R450A  
 CO<sub>2</sub>: R744 • GLYCOL/WATER: R718

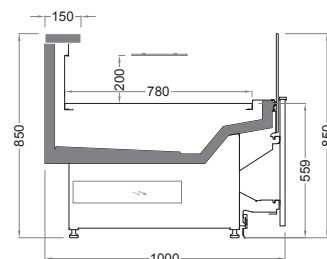


## TECHNICAL DATA



CITRINE DW 780 / 850 / 2000 / 585 - SQ - D

Length mm | 1250 | 1875 | 2500 | 3750



CITRINE DW 780 / 850 / 1000 / 585 - SQ - D - HC

Length mm | 2000

# STAY COOL & KEEP FRESH

